

UPM ProFi®

Designed for **outdoor** living



2019

UPM ProFi® – SUSTAINABLE. DESIGNED.

- 03** Better by Design
Introduction
- 04 UPM ProFi Deck**
The design deck & the fast click system
- 10 UPM ProFi Piazza**
The ultra low maintenance deck
- 12 UPM ProFi Lifecycle**
The classic wood look & feel deck
- 15 UPM ProFi Vision**
Uniquely elegant decking
- 16 UPM ProFi Terra**
The surprisingly good deck
- 17 UPM ProFi Fence**
Premium fencing for privacy with style
- 18** WPC technology:
Good to know when choosing
- 20** Installation:
How to get it right
- 24** Installation:
UPM ProFi Click System
- 25** Maintenance & weathering:
What to expect and do
- 27** Support services:
How can we help?
- 28 Environment:**
The sustainable choice
- 29** Product specifications



The sustainable choice



1m² of UPM ProFi Deck board contains **10kg of recycled label waste** and binds **18kg of CO₂**



Since 2007 more than **42 000t / 1 750** lorries of label waste recycled



Buildings with UPM ProFi deckings are LEED point eligible



Non toxic: compliant with EN71-3 safety standard for materials used in toys



All UPM ProFi products are PVC free



Certified recycled materials management

Read more on page 28



Better

by design

The Outdoor Living Room

Life outdoors should be special: whether relaxing or working, celebrating or just living. A deck is more than just a platform: it is the link between your indoor and your outdoor life. It is the heart of your outdoor living room. Life outdoors deserves the best that good design can offer.

Good design does not mean one single style. It acknowledges that we are all different: it allows us to be ourselves. At the same time there are common principles behind all good designs. Good looks matter: so does good performance. Attention to detail matters: many small improvements add up to great design. In UPM respect for the environment is not just an option: by using recycled and non-toxic materials we are part of the solution.

Design Meets Performance

The UPM ProFi range seeks to be the best decking available. Designed and manufactured in Finland, Germany and the USA, UPM ProFi offers choice in style as well as consistency in performance. With its clean design, UPM ProFi Deck is the fresh and modern alternative to traditional decking and is now available with the revolutionary Click System. UPM ProFi Piazza with its exceptional colour durability and stain resistance, has a modern hardwood look. UPM ProFi Lifecycle on the other hand offers the luxurious look and feel of traditional hardwood decking. The ultimate in composite technology is represented by the uniquely elegant UPM ProFi Vision. With UPM ProFi Terra we have managed to make high performance composite decking more affordable than ever. All UPM ProFi deckings benefit from double protection: a virtually stain resistant surface and an ultra-durable core that will remain structurally sound whether built on the ground, in the ground or even under water. To some this may seem like over engineering: to us, it is being better by design.

Fresh, modern and intelligent

UPM ProFi Deck 150: The Design Deck

UPM ProFi Deck's range of six colours has been inspired by Finnish nature: a land of lakes, forest, and granite, of the midnight sun and snow filled winters. The clean Nordic look allows you to take a fresh and modern approach to outdoor design.

Up to **10** years **guarantee**
FULL On material strength & performance



UPM ProFi Deck 150, Night Sky Black / Seinäjoki, Finland

- Fresh and modern look**
- Superior stain resistance**
- Ultradurable core**
- High impact strength**
- Zero degree incline possible**
- Lignin free colours: no “wood greying”**

- Splinter free**
- Good friction, wet or dry**
- Better scratch resistance**
- Recycled & recyclable**

UPM ProFi Deck’s lignin free fibres enable richer colours which, whilst gently lightening over time, never suffer from the “wood greying” effect that dulls the colours of many WPC boards. The light colours remain bright and offer a cooler surface in hot summers. To the touch, UPM ProFi Deck also feels natural, and in performance this is no ordinary decking. By combining high impact

grade polypropylene with cellulose fibres, its engineered hollow structure has exceptional strength properties. Whenever a fresh and modern look is desired, UPM ProFi Deck is ideal: whether for residential or harder wearing public decking. UPM ProFi’s double protection technology ensures a stain resistant surface and an ultra-durable core.



Europe's original design decking

First launched in 2007, UPM ProFi Deck has survived the tests of time. Although the boards have benefitted from continual improvement, the spirit of UPM ProFi Deck remains constant: to provide a fresh and modern look combined with superior performance.

Due to the innovative use of recycled materials, UPM ProFi Deck has won several international awards.

10 years of UPM ProFi
Design & Performance



Advanced recycled raw material



Green Good Design™ is awarded by Chicago Athenaeum: Museum of Architecture and Design and the European Centre for Architecture Art Design and Urban Studies.



UPM ProFi Deck 150, Silver Green / Viuz, France



"We are very pleased with our UPM ProFi decking. It feels warm and natural to bare feet and it does not splinter like wood. The composite decking can be washed so clean that one can walk on it with socks. We would not have built such a big terrace from a material which requires constant and heavy maintenance."

After 7 years of deck use, Family Sinkkonen is still happy with their UPM ProFi Deck 150.

Intelligent deck design

Designed in Finland and manufactured in Germany, UPM ProFi Deck's high impact resistant hollow structure enables intelligent deck design. UPM ProFi Heating Cables can be installed inside the boards to keep the deck free from ice and snow. UPM's flexible Cover Strip enables curved decks to be produced, and UPM ProFi's patented End Caps have a unique locking system that ensures a life time connection. Even the T-Clips are colour matched, and the special design of UPM ProFi

T-Clip Large enables ninety degree angle board fixing. UPM ProFi Alu Rail provides a closed deck surface and creates an even stronger structure especially for tough commercial applications. UPM ProFi Rubber Strip also closes the deck surface and provides a yacht decking look. UPM ProFi Rail Step is a patented solution for perfect steps and hardwearing deck and pool edges. The revolutionary UPM ProFi Click System is the fastest installation system available for design decking.

UPM ProFi Click System: 2.5 times faster than traditional installation



UPM ProFi Click System cuts the typical deck installation time by up to 60%, and yet enables the finest professional finish possible. Suitable for residential and harder wearing commercial decks: the faster the terrace is built, the sooner that outdoor living can begin.

Created for professional deck installation, every aspect of traditional deck building has been revisited by UPM ProFi's design team:

- Each component reduces installation time or enhances the life-long performance of the deck.
- The deck boards are locked into place with a unique fixing clip that ensures board end gaps remain constant throughout the years.
- For the perfect deck edging, a special clip has been designed enabling UPM ProFi's Rail Step to be installed.

Full component specification
can be found at
www.upmprofi.com/click-system

Ergonomics: Sub-construction can be prepared at workbench height, saving backs and knees.

Design: State of the art installation system, integrated sub-construction and board system. Designed for UPM ProFi Deck 150 boards.

Material: Components are made from long lasting and low-maintenance stainless steel, powder coated or anodized aluminium and high performance polymers.

Installation: Super-fast click installation: typically 60% faster compared with traditional installation methods. Pre-fabrication minimises on site installation time.

Easiness: No pre-drilling or screws are needed for the whole sub-frame and deck. Changing of single deck boards is possible with ease.

Installation to public areas: Rapid de-installation and re-installation: ideal for temporary decks, for example street restaurants and exhibition decks.

designed
made in **FINLAND
GERMANY**

1 installer
can build
10 m² deck
in **1 hour**



UPM ProFi Deck 150, Silver Green / Flourens, France



UPM ProFi Deck 150, Stone Grey / Seinäjoki, Finland

Unique patented system
 Good friction, wet or dry
 High impact Strength



Available in all UPM ProFi Deck 150 colours

UPM ProFi Rail Step: The best solution for stairs & edges

UPM ProFi Rail Step is perfect for creating elegant and robust stairs, deck edges or pool edges. It just makes professional installations effortless.


The patented reversible profile has been designed so that standard sized stairs are easily created together with UPM ProFi Deck 150 and UPM ProFi Alu Rail.

Its high friction surface is also ideal as a hard wearing edging to any deck or as a swimming pool border.

UPM ProFi Deck 150 UV+ For hot climates and high UV radiation

UPM ProFi Deck 150 UV+ has been specially designed to withstand hotter climates and areas with higher UV levels, including higher altitude locations and countries in the southern hemisphere. The surface is more resistant to the accelerated fading effects of higher UV radiation found in elevated areas and certain parts of the southern hemisphere.

Specially formulated recipe
 Better UV resistance in hotter climates
 and high altitudes



UPM ProFi Deck 150, Stone Grey /
 Dubai, United Arab Emirates

The ultra low maintenance deck

UPM ProFi Piazza: High performance and a modern hardwood look

UPM ProFi Piazza's advanced polymer shell offers best in class stain resistance and colour durability even in the toughest of environments such as public swimming pools, outdoor grills and high altitude locations. With a modern hardwood look, it is the German made ultra-low maintenance deck.



Advanced recycled raw material

designed
made **in** **FINLAND**
GERMANY



UPM ProFi Piazza S1, Silver Ash / Saint-Symphorien, France

UPM ProFi Piazza S2's reversible profile features a natural wood grain on one side, with deep embossing for enhanced slip resistance when wet. The other side's textured matt surface provides a natural weathered look, also with good slip resistance. UPM ProFi Piazza S2 is suitable for both residential and more demanding commercial applications.

Designed for residential use only, the one-sided UPM ProFi Piazza S1 features the same natural wood grain surface.

Modern hardwood look
Class leading stain resistance
Class leading colour durability
Ultra-durable core
High impact strength
Zero degree installation possible

Splinter free
Good friction, wet or dry
Better scratch resistance
Recycled & recyclable

Up to **25** years **on** guarantee
colour durability, stain resistance,
material strength & performance





LUXURIOUS hardwood looks that last

UPM ProFi Lifecycle: The real hardwood composite decking

UPM ProFi Lifecycle decking has the same luxurious look as a real hardwood deck, and yet will keep its looks year after year with minimal maintenance.

Up to **25** years **on** guarantee
material strength & performance



Superior stain resistance
Ultra-durable core
Zero degree incline possible
High impact strength

Splinter free
Good friction, wet or dry
Repairable surface
Recycled and recyclable

Part of the beauty of a hardwood deck comes from the subtle mix of colour tones and hues. No single board is exactly alike. The same is true of UPM ProFi Lifecycle's rainforest collection where darker streaks blend with rich hardwood colours to provide a luxurious natural surface. Unlike many "wood look" composite decks which use rice husks or softwood, UPM ProFi Lifecycle is one of the few to use real oak. The hardwood fibres are heat treated, and then fully encapsulated with polymer to achieve UPM ProFi's double protection standard: a virtually stain resistant surface and an ultra-durable core.

designed **in** USA
 made

UPM ProFi Lifecycle is manufactured in Arkansas, USA. With a heritage stretching back to 1988, the production and development team have unrivalled experience in composite technology. Decks installed in US coastal locations in the early 1990s are still performing well and offer living proof of the "on the ground, in the ground and under water" performance.



UPM ProFi Lifecycle S2-21, Cape Cod Grey / Port Royale, USA

UPM ProFi Lifecycle deckings can be installed on the ground, in the ground, and even underwater.



UPM ProFi Lifecycle S2, Walnut / Annesy, France

UPM ProFi Lifecycle S2 and S1: The classic hardwood look & feel

To the touch, UPM ProFi Lifecycle S2 and S1 have a natural feel. As the composite material is consistent from core to surface, the boards may be cut and profiled with beautiful results. During the first six months after installation, UPM ProFi Lifecycle weathers to its natural look. The surface will similarly recover if subsequently scratched or marked.

UPM ProFi Lifecycle S2 is designed for both residential and harder wearing public decks. Its two-sided profile features a natural wood grain surface on both sides. UPM ProFi Lifecycle S1 is designed for residential use only with one natural wood grain surface. The UPM ProFi Lifecycle range is available in a mix of variegated and solid natural colours.

Uniquely elegant decking

Sophisticated and elegant looks

Class leading stain resistance

Class leading colour durability

**Available with
CoolDeck™ Technology**

Ultra-durable core

High impact strength

Zero degree installation possible

Splinter free

Good friction, wet or dry

Better scratch resistance

Recycled & recyclable

Up to

25 years **guarantee**
on colour durability, stain resistance,
material strength & performance

UPM ProFi Vision: The next generation WPC

As beautiful as it is durable, UPM ProFi Vision sets a new standard in combining stunning looks with outstanding performance.

The boards utilize new digital technology that enables subtle and intricate colour tones that exquisitely match those found in nature. The new high performance coating material significantly outperforms traditional WPC boards in terms of fading, staining and scratch resistance. As with all UPM ProFi Lifecycle deck boards, the core is ultra-durable and able to withstand on the ground, in the ground and underwater installation.

Also available are UPM ProFi Vision boards infused with CoolDeck™ technology which absorb up to 35% less heat than traditional WPC deck boards. On hot summer days, terraces made with CoolDeck™ will remain significantly cooler.

Clean & stylish look
Superior stain resistance
Ultradurable core
Zero degree incline possible

Splinter free
Good friction, wet or dry
Recycled & recyclable

UPM ProFi Terra 127: The surprisingly good deck


UPM ProFi Terra has been designed to have the same superior stain resistance and ultra durable core as all UPM ProFi deckings. With a lighter weight profile and standard colour technology, the boards offer reliable long lasting performance at an extremely affordable price. UPM ProFi Terra is designed for residential use, features a reversible profile and is available in three colours. UPM ProFi Terra is manufactured in Germany.



UPM ProFi Terra 127, Grey / Kokkola, Finland

Up to
10 years **on** guarantee
material strength & performance

designed
made **in** **FINLAND**
GERMANY



Privacy and protection

**Integrates deck and fence design
with UPM ProFi boards**

**Designed for
up to 2m spans**

**Engineered to meet
European wind load standards**

**Multi directional & height
functionality**

UPM ProFi Fence: Elegant, smart and strong

As strong as it is beautiful, UPM ProFi Fence provides the perfect border to any outdoor space. Anodised aluminium components are combined with stylish UPM ProFi decking boards to create a strong and elegant low maintenance fence.

The system allows for flexibility of design and construction. The height of the fence can be tailored during installation, and the posts are engineered for both 90 and 180 degree panel direction. Meeting European wind load standards, fence panel spans of up to 2m are possible, saving on installation and component costs. Design elements are available which let in light and add to the design.

Full component specification can be found at
www.upmprofi.com/fence

Good to know when looking for a high quality WPC

Critical performance properties and how to find them

Wood Plastic Composite technology was first developed in Italy in the 1970s. It was not until the 1990s that the combination of wood fibres and plastics became a mainstream decking material in North America. European manufacturing began in the 2000s. The concept is simple: fibres provide strength, stiffness and a natural feel: the plastic binds the fibres and protects them from the weather. High quality composite decking also contain UV stabilizers, high quality colour pigments, and other ingredients that enhance performance. These may be left out of low cost decking with disastrous consequences.


While many WPC products look similar when new, how they perform over the years varies greatly.

Around the world, decks need to survive a wide range of factors: UV radiation from the sun, moisture from rain, temperature changes from below freezing to over 60°C, food and drink spills, chlorine splashes from swimming pools, salt spray along the coast, scratches from furniture, and the impact of heavy objects dropped. In addition they need to be strong enough to bear heavy furniture.

The choice of recipe and production process will significantly affect the deck's performance as well as its cost. Without high quality ingredients, low cost deck board can be produced which appear fine when new, and quickly degrade when installed.

When choosing a WPC deck board, the following are critical for a high performance product.





Stain Resistant Surface

To ensure good stain resistance, the deck boards should have a closed surface. This can be achieved with a 100% plastic cap (coating) or a fibre & plastic composite whereby the fibres are fully encapsulated. In many traditional WPC deck boards the surface is brushed to provide a nice texture. The problem is that the brushing exposes the fibres and results in a deck that has poor stain resistance. A closed surface also allows you to build a deck without an incline, saving installation costs.



See the [Oil Test video](#) ▶

High Impact Resistance

A deck needs to be able to withstand the impact of falling objects, even when the temperature is below freezing. Dropping a heavy hammer or plant pot should not damage the deck. Too high fibre content, cheaper plastic types, or too thin a profile (hollow or solid) all save costs for the manufacturer; however they can result in the deck boards cracking or breaking. UPM ProFi Deck 150 uses a technical grade polypropylene specially selected for high impact performance.



See the [Impact Test video](#) ▶

Ultra-durable Core


Some boards may be produced with a too high fibre content, as fibres have a lower cost than plastic. Even if the boards are protected with a plastic cap, if moisture is able to soak into the fibres of the deck core, they will expand and ultimately the boards will fail. It makes no difference if the board is hollow or solid, the key point is that the fibres should be fully encapsulated in plastic. Although all decks should be well ventilated to prevent mould growth, high performance WPC boards should be able to be installed in direct contact with the ground or even under water without suffering from structural failure.



See the [Underwater Deck video](#) ▶

UPM ProFi Quality

UPM ProFi decking can be found installed and performing well all over Europe and beyond: from cold Finnish Lapland and rain soaked Scotland through to the heat of Dubai. All UPM ProFi decking boards have an ultra-durable core that will remain structurally sound in direct ground contact or under water installation. This is due to their patented two stage manufacturing process and a fibre content that does not exceed 50%. All boards feature a closed surface for superior stain resistance. UPM ProFi Deck and UPM ProFi Lifecycle have been engineered to high degrees of impact resistance, even in the coldest of weather.



See the [Technical Data Sheets](#) ▶

Installation: How to get it right

Intelligent Installation System

Simple, fast and secure installation is a feature of all UPM ProFi products, from the sub-structure to the final finishing element. No pre-drilling, colour matched clips that do not require double screwing, and the unique Rail Step profile are all examples of the intelligent installation approach. To ensure optimal deck performance over the years, certain simple installation rules do need to be followed. Requirements of the local building regulations always must be followed.

Always follow the installation instructions to ensure that the deck is properly installed and that the warranty is valid.

The latest installation instructions can be found on the website.



See the Installation
Instructions ▶



See the Installation
Video ▶



UPM ProFi Deck 150, Stone Grey / Turku, Finland

The following list covers some of the key installation rules of the UPM ProFi decking system, and is not a replacement for the full installation instructions. Requirements of the local building regulations must always be followed.

Subconstruction

1. The deck must be built on a well prepared, self-draining surface. Ventilation of the sub structure and the deck surface must be provided to prevent surface mould growth.



2. UPM ProFi Support Rail or UPM ProFi Alu Support Rail Small must only be installed on flat, load bearing surfaces and fixed to the ground. If this is not possible, the subconstruction must be made from support rails or durable timber joists (eg hardwood class 1) which are connected to form a rigid inter-connected frame.



3. Raised decks should be constructed with UPM ProFi Alu Support Rail Large which may be clicked into UPM ProFi Foot, and must be inter-connected to form a rigid frame.



4. Maximum distance of the Support Rail spacing must not be exceeded:

Support Rail Spacing: (centre to centre)	Hot Climates**		High Altitude***	
	Residential/ Commercial	Residential/ Commercial	Residential/ Commercial	Residential/ Commercial
UPM ProFi Deck 150 with T-Clips	40/40cm	30cm***/-	30cm***/-	
UPM ProFi Deck 150 with Alu Rail	40/40cm	40***/40cm***	40***/40cm***	
UPM ProFi Piazza S2-25	40/30cm	-	40/30cm	
UPM ProFi Piazza S1-25	35cm/-	-	35cm/-	
UPM ProFi Lifecycle S2-25*	45/40cm	40/40cm	40/40cm	
UPM ProFi Lifecycle S2-21*	40/30cm	30/30cm	30/30cm	
UPM ProFi Lifecycle S1-21*	35cm/-	-	-	
UPM ProFi Vision S1-25*	45/40cm	40 / 40cm	40/40cm	
UPM ProFi Terra 127	35cm/-	-	-	

* Maximum allowable load 4.79kN/m²
 ** Hot climates typically include countries south of 43rd latitude northern hemisphere

*** UPM ProFi Deck 150 UV+
 **** High altitudes typically include locations ≥ 1.000m above sea level

5. For large deck installation please check detailed installation instructions at www.upmprofi.com/installation




Deck Surface

1. Equalise the deck boards temperature before cutting and installation. Make a rectangular cut to even each board end.



2. Based on the temperature during installation, ensure the correct expansion gaps at the ends of deck boards. The following table is based on installing 4m lengths of decking in Europe, and assumes the deck boards' temperature has been equalised.

Air Temperature	Below 20°C	Above 20°C
Installation gap		
4m deck board or shorter	3mm	0mm
Above 4m deck board	4mm	0mm




3. Attach the boards to the UPM ProFi Support Rails with either UPM ProFi T-Clips or UPM ProFi Alu Rail. To ensure that the deck boards remain aligned, always fix one screw directly through the bottom tongue at the middle of each decking board.

4. If using UPM ProFi Alu Rail, cut the Alu Rail shorter than the deck boards it is joining together, (eg. 3mm shorter on each side for a 4 metre length) to ensure that the Alu Rail does not protrude from the end of the deck boards during colder months. When additionally using UPM ProFi End Caps with UPM ProFi Deck 150, the Alu Rail always must be cut 10mm shorter.



5. When two deck boards are placed end to end, two support rails need to be used where they meet. Separate Clips must be fixed to each support rail.



6. Decks made with UPM ProFi Deck 150 can be finished with UPM ProFi Rail Step, UPM ProFi Cover Strip or UPM ProFi End Caps. UPM ProFi Lifecycle and UPM ProFi Vision boards can be cut and profiled to finish a deck. UPM ProFi Cover Strip can be used to finish a deck built with UPM ProFi Piazza and UPM ProFi Terra 127.

7. Clean any spills and dirt as soon as possible. Clean deck regularly with water (and mild detergent). Always follow the cleaning, maintenance and use instructions at www.upmprofi.com.




UPM ProFi Deck 150, Pearl Grey



"Having worked with timber products most of my adult life, I always like new innovative products that actually work. UPM ProFi is one such product, the pure simplicity of the system is great and actually makes the job of laying a deck easy and quick."

Mark Robinson
Director of WALL™
United Kingdom

UPM ProFi Deck 150 The Total Decking System



See the Technical
Data Sheets ▶



- | | | | | |
|----|----------------|----|--------------|----------------|
| 1 | Decking Boards | 3a | T-Clip | Fixing options |
| 2a | Rail Step | 3b | Alu Rail | |
| 2b | Cover Strip | 4 | Support Rail | Edging options |
| 2c | End Caps | 5 | Rubber Strip | |

- 6 Heating Cable

1 installer
can build
10 m² deck
in 1 hour


UPM ProFi Click System – strong, smart and super fast

**Ultra-fast click installation: 2.5 times faster
than traditional installation**

**Sub-construction can be prepared at
workbench height, saving backs and knees**

No pre-drilling or screws are needed


**Even pre-fabrication is possible in order to
minimize installation time, noise and dirt at
customers' site**



See the Click System
Installation Instructions ▶



See the Click System
Installation Video ▶



See the Click System
Time Saving Video ▶

The following list covers some of the key installation rules of the UPM ProFi Click System.
Full instructions can be found at www.upmprofi.com/click-system



1. Click the clips into
the rails



2. Build the sub-construction
frame with corner piece



3. Click the feet onto
the rails



4. Click the deck boards
onto the frame

Maintenance & Weathering: What to do and expect

Minimal maintenance

UPM ProFi Deck is designed to be ultra low maintenance: no sanding, oiling or varnishing is needed. However, as with any outdoor flooring surface, periodic cleaning and correct care is needed to ensure that the deck retains its beauty for many years.



See the Cleaning,
Maintenance &
Use Instructions ▶

1. Ensuring that leaves and other debris are swept from the deck will minimise the need for deck washing.
2. Warm water and gentle brushing is often enough to clean away dust and debris. Normal household detergents can also be added to the water without damaging the decking.
3. A pressure washer is recommended for a more thorough cleaning. A narrow jet spray is most effective. To avoid damaging the deck surface, no more than 80 bar pressure must be used, and the nozzle must be kept at least 35cm from the boards. The temperature of the water must not be higher than 40 °C. The deck should first be sprayed with a detergent solution, then gently brushed, and finally rinsed with the spray.
4. Due to UPM ProFi deckings' closed surface technology, oil and grease spills can normally be cleaned without staining. Such spills must be removed and the surface cleaned as soon as possible (ideally within 3 hours) with warm water and detergent. Should a grease stain remain, a household degreasing agent may be used to remove it. The deck should be thoroughly rinsed after cleaning with warm water. It is recommended to place a grill mat underneath a grill/barbecue.
5. Bleach and abrasive cleaning materials must not be used with UPM ProFi decking products.
6. For decks with a high level of traffic, such as commercial or public applications, regular inspections of the deck construction are recommended.

■ DECK MAINTENANCE

UPM ProFi Deck 150, Stone Grey / Saariselkä, Finland. Installed in 2007, photographed in 2016.

Natural weathering

Unlike many traditional WPC or timber decks, no UPM ProFi decking boards will suffer from the typical “wood greying” effect. When properly maintained, they will also avoid the stain marks and mould growth found on other decks. UPM ProFi Piazza and UPM ProFi Vision are especially resistant to colour fading. UPM ProFi Deck 150 will lighten gradually over time: cleaning with a pressure washer and brush will help to maintain the colour. In higher altitude locations, the stronger UV radiation may accelerate the natural weathering process.



UPM ProFi Deck 150 UV+ is recommended for such areas.

UPM ProFi Lifecycle S2 & S1 boards undergo an initial stabilization period (approx. 3 to 6 months) during which they lighten, after which they assume a very gradual weathering rate.



Debris such as dirt and pollen may cause changes in colour.

Colour changes

UPM ProFi Deck 150 Autumn Brown and Pearl Grey




UPM ProFi Piazza S2 & S1 Streaked Ebony



UPM ProFi Lifecycle S2 & S1 Tigerwood



UPM ProFi Vision S1 Smokey Grey



How can we help?

UPM ProFi offers comprehensive support services whether you are seeking advice on the latest product information, installation techniques, reference photos, deck design or large scale projects.

Website: www.upmprofi.com

- ▶ Product Information
- ▶ Reference Photos, Stories
- ▶ Literature & Video downloads including:
Installation & Maintenance Instructions
Technical Data Sheets and Brochures
- ▶ Local distributors and certified installers locations:
Where to Buy products and
Where to See sample decks
Gold and Standard installers



▶ www.upmprofi.com/where-to-buy

Extranet with tailored information

- ▶ For installers
Advanced installation guidelines
Certified Installer material
Online training course
- ▶ For distributors
Marketing material
Guarantee documents
Photos and videos
- ▶ For architects and specifiers
Up-to-date product information
Technical specification

Deck Planner

A renewed online tool UPM ProFi Deck Planner makes deck design easy, and calculates the expected material amounts needed.



▶ Enter the online tool at
www.upmprofi.com/deckplanner

Large project technical support service

Technical advice for large (250+ m²) UPM ProFi projects. Assistance in deck design and optimal installation techniques.

- ▶ Contact with the UPM ProFi technical support team by e-mail
profi.tech.support@upm.com

Professional installers help to create the deck

- ▶ Skilled installers have been trained by UPM to cover advanced installation techniques
- ▶ Decking installation should always be carried out by a certified installer
- ▶ Gold level programme celebrates the most experienced UPM ProFi installers across Europe



▶ www.upmprofi.com/installers



The sustainable choice

Recycling is not an option: it is a must, and together we can be part of the circular economy

Giving a valuable second life to waste materials reduces land fill and ocean pollution. It also means less CO₂ emission and less demand on scarce natural resources. It has been estimated by the Ellen MacArthur Foundation, that if our habits do not change, there will be more plastic than fish in the oceans by 2050.

Since 2007, UPM ProFi has been a pioneer in giving a high quality and long lasting second life to materials that would otherwise be landfilled or incinerated. UPM ProFi deckings are produced according to independently audited environmental, quality and energy management systems. UPM is committed to increasing the total recycled content of its decking range over the years, whilst maintaining strict performance and quality limits.

UPM ProFi decking material can be recycled, and UPM is looking into ways as to how a collection system could be created. In the meantime, being non-toxic and PVC free, off-cuts from UPM ProFi can be disposed of in normal household waste for energy production.

With material efficient hollow profiles, in addition to solid profiles, and local production in Germany and Finland, UPM ProFi has Europe's most sustainable offering in composite decking.



1m² of UPM ProFi Deck board contains **10kg of recycled label waste** and binds **18kg of CO₂**



Since 2007 more than **42 000t / 1 750 lorries** of label waste recycled



Non toxic: compliant with EN71-3 safety standard for materials used in toys



All UPM ProFi products are PVC free



Buildings with UPM ProFi deckings are LEED point eligible



Certified recycled materials management

Product	Recycled Materials
UPM ProFi Deck 150 (hollow)	Label waste 55%*
UPM ProFi Piazza S1 & S2 (solid)	Label waste, recycled polyethylene 75%*
UPM ProFi Terra 127 (hollow)	Label waste, recycled polyethylene 85%*
UPM ProFi Lifecycle S2 & Vision (solid)	Oak flooring waste, recycled polyethylene 95%*

* Approx recycled content



Environmental Product Declaration (EDP) & other certificates ▶



United Nations recognises UPM as one of 34 Global Compact LEAD companies demonstrating world-class commitment to corporate sustainability.

MEMBER OF
Dow Jones Sustainability Indices

In Collaboration with RobecoSAM

UPM recognised as the industry's most responsible company in the global Dow Jones Sustainability Index



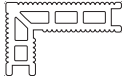


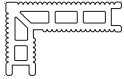
ISO 50001, ISO 14001, ISO 9001


Independently audited energy management, environmental & quality systems

UPM ProFi Product Specifications


UPM ProFi Deck 150

● Available ● Made to order


	Dimensions mm	Autumn Brown	Chestnut Brown	Stone Grey	Night Sky Black	Silver Green	Pearl Grey	Length		
								4m	5m	6m
UPM ProFi Deck 150 	28 x 150	●	●	●	●	●	●	●	●●	●●
UPM ProFi Cover Strip 	12 x 66	●	●	●	●	●	●	●		
UPM ProFi Rail Step 	68/28 x 110	●	●	●	●	●	●	●		
UPM ProFi Support Rail 	40 x 60	●	●	●	●	●	●	●		
UPM ProFi Deck 150 UV+ 	28 x 150	●	●	●		●	●	●		
UPM ProFi Rail Step UV+ 	68/28 x 110	●	●	●		●	●	●		




Autumn Brown




Chestnut Brown




Stone Grey



Night Sky Black



Silver Green



Pearl Grey



UPM ProFi Rail Step

Fast & professional staircases
 Hard wearing deck and pool edges
 Matches all Deck 150 colours

UPM ProFi T-Clip

- Fast installation/de-installation
- Matches all deck colours
- Allows thermal expansion of the deck boards
- T-Clip Large allows 3-way-fixing (90 degree board fixing)

UPM ProFi Rubber Strip

- Provides a typical yacht deck look
- Prevents dirt falling between the deck boards
- Increases surface friction

● Available ● Made to order

UPM ProFi Deck 150 System Components

	Dimensions mm	Autumn Brown	Chestnut Brown	Stone Grey	Night Sky Black	Silver Green	Pearl Grey	Material	Amount in box	Length m
UPM ProFi Deck 150 End Cap	 27 x 149 x 23	●	●	●	●	●	●	Composite /metal	20	
UPM ProFi Rail Step End Cap	 27/67 x 109 x 23	●	●	●	●	●	●	Composite /metal	6+6	
UPM ProFi T-Clip Small*	 12 x 22 x 45	●	●	●	●	●	●	Composite	100 + screws	
UPM ProFi T-Clip Large*	 12 x 22 x 63	●	●	●	●	●	●	Composite	100 + screws	
UPM ProFi Start Clip for Deck 150, Terra 127, Patio 120	 10 x 20							Steel	50 + screws	
UPM ProFi Alu Rail for Deck 150*	 22 x 22			alternative to T-Clip installation				Aluminium		4
UPM ProFi Heating Cable										8.9–122**

* Installation gap between deck boards: 6 mm

** Standard length 31 m readily available, other lengths made to order



UPM ProFi Cover Strip

Flexible profile enabling straight or even curved edges

Matches all Deck 150 and Piazza colours

UPM ProFi Rubber Pad

- Supports joists if ground is slightly uneven
- Water- and vapor-permeable
 - Enables water to flow under the deck construction
 - Extremely water-permeable rubber granulate (18.000 l/h/m²)
 - Rot proof
 - Prolongs life of timber joists

UPM ProFi Alu Rail


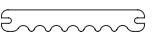
- Provides closed and easy to clean deck surface
- Additional reinforcement for abnormal loads

● Available ● Made to order


UPM ProFi Piazza

	Dimensions mm	Brazilian Walnut	Streaked Ebony	Silver Ash	4 meters	5 meters
UPM ProFi Piazza S2-25 	25 x 140	●	●	●	●	●
UPM ProFi Piazza S1-25 	25 x 140	●	●	●	●	●
UPM ProFi Piazza Cover Strip 	12 x 66	●	●	●	●	

UPM ProFi Lifecycle


	Dimensions mm	Walnut	Desert Sand	Tiger Wood	Cape Cod Grey	Bridle	4 meters	5 meters
UPM ProFi Lifecycle S2-21 	21 x 137	●	●	●	●	●	●	●
UPM ProFi Lifecycle S1-21 	21 x 137				●*	●*	●	●

UPM ProFi Vision


	Dimensions mm	Sandstone	Smokey Grey	Spanish Leather	Cathedral Stone	Mochaccino	4,88 meters	4 meters	5 meters
UPM ProFi Vision S1-25 	25 x 137	●	●	●	CoolDeck™	CoolDeck™	●	●	●

* subject to availability


UPM ProFi Piazza









UPM ProFi Lifecycle



UPM ProFi Vision



UPM ProFi Piazza, Lifecycle and Vision System Components

Wing Clip colours: Walnut, Desert Sand, Tigerwood, Cape Cod Grey, Streaked Ebony, Silver Ash, Brazilian Walnut		Dimensions mm	Purpose	Material	Amount in box	Length m
UPM ProFi Wing Clip Small 25*		13 x 25 x 30	for 25mm boards (Piazza S2/S1, Lifecycle S2-25, Vision S1-25)	Composite	100 + screws	
UPM ProFi Wing Clip Small 21*		11 x 19 x 30	for 21mm boards (Lifecycle S2-21, S1-21)	Composite	100 + screws	
UPM ProFi Wing Clip Large 25**/		13 x 25 x 63	for 25mm boards (Piazza S2/S1, Lifecycle S2-25, Vision S1-25)	Composite	100 + screws	
UPM ProFi Start Clip for Piazza, Lifecycle and Vision		14 x 20		Steel	50 + screws	
UPM ProFi Alu Rail* for Piazza, Lifecycle and Vision		12 x 18	alternative to Wing Clip Installation	Aluminium		4
UPM ProFi Support Rail (see colours from Deck 150 section)		40 x 60	subconstruction***	Composite		4

* Installation gap between deck boards: 6 mm

** Subject to availability

Best colour combinations UPM ProFi Piazza, Lifecycle & Vision with Wing Clips and Support Rails

Boards	Match with this UPM ProFi Wing Clip colour	Match with this UPM ProFi composite Support Rail colour
		
UPM ProFi Piazza		
Brazilian Walnut	Brazilian Walnut	Chestnut Brown
Streaked Ebony	Streaked Ebony	Stone Grey
Silver Ash	Silver Ash	Pearl Grey
UPM ProFi Lifecycle		
Walnut	Walnut	Chestnut Brown
Desert Sand	Desert Sand	Chestnut Brown
Tigerwood	Tigerwood	Autumn Brown
Cape Cod Grey	Cape Cod Grey	Stone Grey
Bridle	Tigerwood	Autumn Brown
UPM ProFi Vision		
Sandstone	Desert Sand	Chestnut Brown
Smokey Grey	Streaked Ebony	Stone Grey
Spanish Leather	Brazilian Walnut	Chestnut Brown
Cathedral Stone (CoolDeck)	Streaked Ebony	Stone Grey
Mochaccino (CoolDeck)	Desert Sand	Chestnut Brown

Please note that with all UPM ProFi products:

In strong sunshine the dark colour boards will reach higher temperatures than light colour boards. At sunny and wind-protected locations the use with direct skin contact may be limited.

As with all materials, light colours will show dirt more readily than darker colours and may therefore require more intensive cleaning.

Slight variations in colour shade may exist between different production batches.


Full information on how to install and care for UPM ProFi products can be found in the latest installation and cleaning & maintenance instructions at www.upmprofi.com.

UPM ProFi Click System Components

		Dimensions mm	Purpose	Material	Length m
UPM ProFi Click Clip		27 x 27 x 43	fast and firm installation of deck boards	Plastic	
UPM ProFi Click Alu Support Rail Large		42 x 68	strong and durable structural frame for decks	Aluminium	4
UPM ProFi Connector for Click Alu Support Rail Large		20 x 43	lengthwise connection of support rails	Aluminium	0.2
UPM ProFi Corner Piece		25 x 60 x 60	90 degree connection of support rails	Steel	
UPM ProFi Foot		S: 35-70 M: 65-155 L: 145-225	enables raised decks from 35 to 225 mm	Plastic	
UPM ProFi Direct Fix Clip		10 x 28 x 28	makes deck boards stay in position	Steel	
UPM ProFi Click Start Clip		35 x 24 x 50	enables fast installation of first and last deck boards	Aluminium	
UPM ProFi Click Rail Step Clip		38 x 19 x 50	enables fast installation of Rail Step for deck edges	Aluminium	
UPM ProFi Quiet Tape		1 x 6	dampens sound vibrations	Rubber	33

UPM ProFi Terra 127

Dimensions mm	Colours	Length m	Accessory
28 x 127.5	Grey/Brown/Black	3.15	Black composite clips



Grey

Brown









Black

UPM ProFi Fence*

Please refer to our website www.upmprofi.com/fence for more product information.

* subject to availability

UPM ProFi Accessories for all decking boards

		Dimension mm	Purpose	Material	Length m
UPM ProFi Alu Support Rail Small		23 x 40	subconstruction	Aluminium	1.8
UPM ProFi Alu Support Rail Large		45 x 68	subconstruction	Aluminium	4
UPM ProFi Click Alu Support Rail Large*		42 x 68	strong and durable structural frame for decks	Aluminium	4
UPM ProFi Connector for Alu Support Rail Large/ UPM ProFi Connector for Click Alu Support Rail Large		32 x 58 / 20 x 43	subconstruction	Aluminium	0.2
UPM ProFi Rubber Pad sizes S, M, L		20/8/3 x 60 x 90	subconstruction	Rubber	
UPM ProFi Rubber Strip**		9 x 11	provides yacht deck look	Rubber	1 box = 50m
UPM ProFi Foot sizes S, M, L		S: 35-70 M: 65-155 L: 145-225	easy height adjustment of subconstruction	Plastic	
UPM ProFi Screw box Large, 100 pcs***		4 x 40	to use with composite or wood subconstruction	A4 Steel	
UPM ProFi Screw box Small, 100 pcs****		4 x 24	to use with UPM ProFi Alu Support Rail	A4 Steel	
UPM ProFi Screw box Special, 200 pcs		3.9 x 22	to use for direct fixing and Start Clip fixing to UPM ProFi Alu Support Rail	A2 Steel	

* For installation with UPM ProFi Alu Rail

** For Lifecycle S2-21/S1-21 deck boards to be used only in combination with Alu Rail, see page 32

*** Included in standard T-Clip & Wing Clip boxes

**** Included in special Stone Grey T-Clip Small boxes for Alu Support Rail



UPM ProFi Foot

- Fast installation on concrete foundation or other compression proof surface
- Easy and fluid, infinitely variable and accurate height adjustment, even when joists are installed
- Flexible in all directions, compensates ground inclinations up to 8%
- Supports up to 1195kg per foot
- Click fix to UPM ProFi (Click) Alu Support Rail Large, screw fixing to timber joists
- Rounded foot plate prevents damage to water proof membranes

UPM ProFi Support Rail

- Most economic solution for building deck subconstructions
- Installation on hard flat surfaces
- Matches all deck colours

UPM ProFi Alu Support Rail

- High quality black powder coated aluminium
- Prevents sun reflection
- Suitable for all climates / conditions

UPM ProFi decking boards overview

Material requirements per m ² (approximate needs for residential decking)	Deck 150	Terra 127	Piazza S2-25	Piazza S1-25	Lifecycle S2-21	Lifecycle S1-21	Vision S1-25
Dimensions mm	28 x 150	28 x 127.5	25 x 140	25 x 140	21 x 137	21 x 137	25 x 137
Decking Boards, lin m	6.5	7.5	7	7	7	7	7
Support Rail, lin m	3	3.4	3	3.4	3	3.4	2.8
Joist spacing*, cm	40	35	40	35	40**	35**	45**
Fixing Screw		1 pc per decking board			not needed	not needed	not needed

Installation with Clips

Clips incl. Screws, pcs	17	22	18	20	18	20	16
-------------------------	----	----	----	----	----	----	----

Installation with Alu Rail

Alu Rail, lin m	6.5	7.5	7	7	7	7	7
Screws for Alu Rail, pcs	17	22	18	20	18	20	16
Clips	with Alu Rail Installation no Clips needed						

Optional Components

Start Clip	as required						
Rail Step	as required	not possible	not possible	not possible	not possible	not possible	not possible
Cover Strip	as required	as required	as required	as required	not possible	not possible	not possible
Rubber Strip, lin m	6.5	7.5	7	7	7***	7***	7
Rubber Pad	as required						

* for residential use only. Different joist spacing applies for commercial use or in harsh environments.

** max. allowable load 4.79 kN/m²

*** only in combination with Alu Rail, see page 32



UPM ProFi Alu Support Rail Large

- The problem solver for extra wide spans up to 110cm between two supporting feet
- Time and cost-saving installation
 - Fewer feet needed: savings exceed higher price of Alu Support Rail
 - Faster installation: Simple and quick click installation to UPM ProFi Foot, adjustable feet enable rapid levelling of subconstruction
- Direct to ground installation possible with Rubber Pads 20mm

UPM ProFi Alu Support Rail Small

- Extra thin profile (23mm) for low deck constructions
 - The troubleshooter for minimal installation heights
 - Direct to ground installation
- Built in water permeable rubber foot ensures drainage

UPM ProFi Connector for Alu Support Rail Large

- Easy and quick extension by inserting
- Waste-optimized mounting possible
- Connecting two Alu Support Rails without supporting foot possible



Low maintenance



High friction
wet or dry



Lignin-free
colour durability



High impact strength,
better scratch resistance



Zero degree
incline possible

$\Delta 0\%$



Recycled
and recyclable



Quick to install



Smart installation
solution



Splinter free,
warm to touch



UPM

www.upmprofi.com

UPM Kymmene Corporation reserves the rights to change and amend the information in this brochure. The information contained in this document was correct at the time of publication. For the most update version, please visit www.upmprofi.com.

FAM EN 01/2019 English Copyright UPM ProFi